

# GOLDWELL

TOPCHIC | COLORANCE  
2026 SHADE CHART


# THE NATURALS

# @ELUMENATED NATURALS



N NA NP NN

N@GB N@BP N@BK N@BS N@KK




10






9






8



7



6






5




4



3



2



# @ELUMENATED FASHION SHADES

WARM

COOL

10

9

8

8SB@Pk ●



Silver Blonde  
Eluminated  
Pink

8CA@PB ●●



Cool Bronze  
Eluminated Pearl  
Beige

7

700@GK ●●



Sensational  
Orange  
Eluminated  
Gold Copper

7SB@BI ●



Silver Beige  
Eluminated Blue

7RR@RR ●●



Luscious Red  
Eluminated  
Intense Red

6

6RR@Pk ●



Dramatic Red  
Eluminated  
Pink

6VV@Pk ●●



Steel Violet  
Eluminated Pink

5

4

4R@VR ●



Dark Mahogany  
Brilliant  
Eluminated  
Violet Red

3

2

WARM BLONDES

WARM BROWNS

WARM REDS

G GB GN/B/BB BG GP BN/KN RB K KG KR/OR OO MAX RO MAX

10



9



8



7



6



5



4



3

2

COOL BLONDES

COOL BROWNS

COOL REDS

BV

BP

BA

A

CA

MB

BS

SB/P

V

VVMAX

RVMAX

RRMAX

R

10

10BV



Extra Light Beige Violet Blonde

10BP



Pearly Couture Extra Light Blonde

10BA



Smoky Blonde

10A



Pastel Ash Blonde

10BS



Beige Silver

10P



Pastel Pearl Blonde

10V



Pastel Violet Blonde

9

9BA



Smoky Beige Light

9A



Very Light Ash Blonde

9MB



Very Light Jade Blonde

8

8BV



Light Beige Violet Blonde

8BP



Pearly Couture Light Blonde

8BA



Smoky Beige Mid

8A



Light Ash Blonde

8CA



Light Cool Ash Blonde

8SB



Silver Blonde

7

7A



Mid Ash Blonde

7MB



Light Jade Brown

7SB



Silver Beige

7RRMAX



Luscious Red

6

6BP



Pearly Couture Brown Light

6A



Dark Ash Blonde

6MB



Mid Jade Brown

6SB



Silver Brown

6VVMAX



Vivid Violet

6RVMAX



Stunning Purple

6RRMAX



Dramatic Red

6R



Mahogany Brilliant

5

5BP



Pearly Couture Brown Mid

5A



Light Ash Brown

5MB



Dark Jade Brown

5VVMAX



Very Violet

5RRMAX



Deep Red

5R



Teak

4

4BP



Pearly Couture Brown Dark

4V



Cyclamen

4R



Dark Mahogany Brilliant

3

3VVMAX



Dark Violet

2

2A



Blue Black

NATURALS

WARM

COOL

N BN B/BB GPK/GB KG/OR CR/BC S PV V PN CP/AV M CLEAR

10




9



8



7



6



5



4



# THE SPECIAL LIFT / MIX / COLORANCE

**HiBLONDES CONTROL**  
Controlling Intensity (Shown On White Hair)

12BN Ultra-Blonde Beige Natural   12BS Ultra-Blonde Beige Silver   11N Special Natural Blonde   11SV Special Silver Violet Blonde   11P Special Blonde Pearl   11A Special Ash Blonde   11V Special Blonde Violet

**BLONDING CREAM**  
Blonding Cream   Blonding Cream Ash

**NEUTRALIGHTS**  
Controlling Intensity  
Ash Ash

**MIX SHADES**  
P-MIX Pearl Mix   A-MIX Ash Mix

**COLORANCE Pastel Shades**  
Pastel Rose   Pastel Peach

**COLORANCE Lowlights**  
Level 8 Natural   Level 7 Natural   Level 6 Natural

**COLORANCE CLEAR**  
CLEAR

## HOW TO USE COLORANCE

### COLORANCE GLOSS TONES

- Towel dry
- Shake well
- Apply
- 10min
- Rinse

### COLORANCE

- Towel dry
- Shake well
- Apply
- Creatives and pastels
- 25min max
- Rinse
- Max Reds/ @Eluminated Shampoo

### COLORANCE COVER PLUS

- Dry hair
- Mix well
- Apply
- Lowlights
- 30min   45min max
- Shampoo

Lowlights: NN and @Eluminated Naturals

# MIXING GUIDE

## TOPCHIC

### MIXING GUIDE: MEET THE TARGET LEVEL

	Existing shade	Target level	System Developer Lotion
<b>TOPCHIC 2-10</b>	Non color-treated hair	Darker than the natural base shade	3% (10 Vol.)
	Non color-treated hair/ up to 100% grey hair	Same level or 1 level higher	6% (20 Vol.)
	Non color-treated hair	2 levels of lift	9% (30 Vol.)
		3 levels of lift	12% (40 Vol.)
<b>TOPCHIC THE SPECIAL LIFT 11 series, 12 series and NeutralLights</b>	Non color-treated hair/ levels 5-8	2-3 levels of lift (11 series & NeutralLights)	9% (30 Vol.)
		3-4 levels of lift (12 series)	9% (30 Vol.)
	Non color-treated hair/ levels 2-5	3-4 levels of lift (11 series & NeutralLights)	12% (40 Vol.)
		4-5 levels of lift (12 series)	12% (40 Vol.)

### MIXING GUIDE: RELIABLE GREY COVERAGE

	% of grey	System Developer Lotion	Natural shade	Fashion shade
<b>TOPCHIC 2-10</b>	<b>Up to 30%</b>	40 ml	15 ml	25 ml
	<b>30%-60%</b>	40 ml	20 ml	20 ml
	<b>60%-100%</b>	40 ml	25 ml	15 ml

**1** Dry Hair

**2** Mix well

**3** Apply

**4** Topchic 2-10 Neutralights (30 min), Topchic HiBlondes Control Neutralights (20 min), Topchic HiBlondes Control Neutralights (45 min), Topchic HiBlondes Control Neutralights (30 min)

**5** Shampoo

**6** Care Product

### COLOR BALANCING

### BLONDING CREAM

**1**  
Treat regrowth with **Topchic**.



**2**  
Apply **Colorance** or **Colorance Gloss Tones** to refresh mid-lengths and ends.

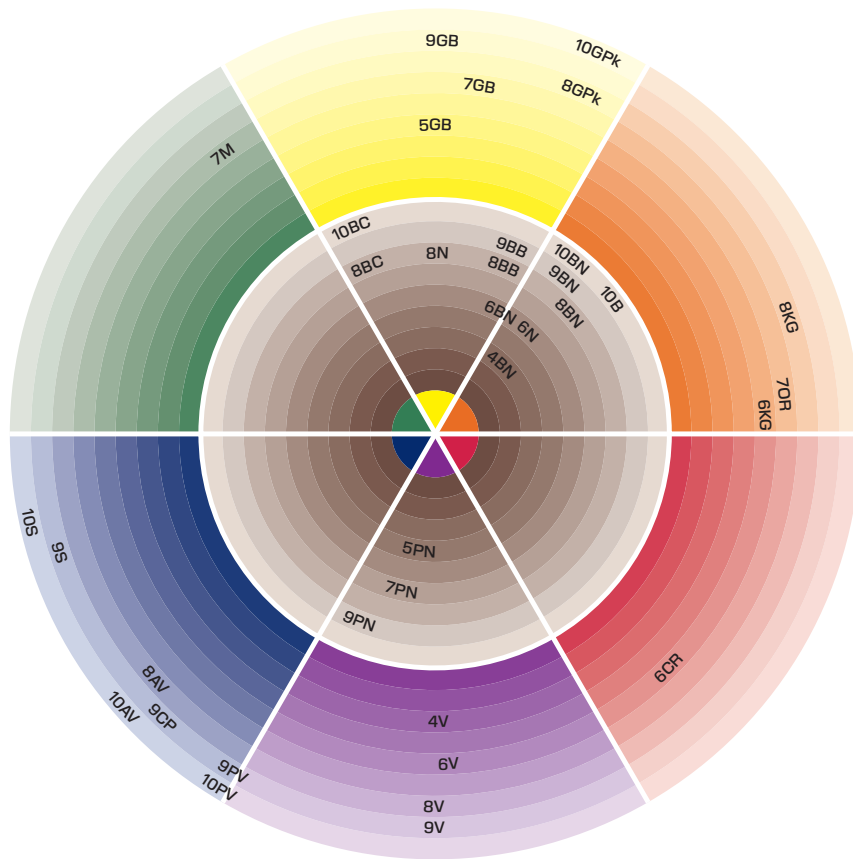
Blonding Cream intensifies the degree of lift by one-half to one level and can be used with any Topchic shade. Blonding Cream Ash provides an extra controlling effect. When using Blonding Cream with Topchic, a maximum of 50% can be used.

Refer to the Topchic Zero activation guide for shade characteristic and product usage information about ammonia-free permanent hair color.




# GOLDWELL COLOR WHEEL

## COLORANCE GLOSS TONES



## HOW TO READ A LABEL



**Want To Know More About Goldwell?**  
Visit the Goldwell Education Plus YouTube Channel for trend-driven tutorials and expert tips.

For further information, please contact your Goldwell representative.

[goldwell.com](http://goldwell.com)

Goldwell is part of  
**kaō**  
SALON DIVISION

Making life beautiful for salons, stylists and their clients.